



August - September 2010

The President Says.....

I'm excited about the upcoming quilt year! 2011 will feature a LAP fabric challenge, a mystery quilt, our charity quilts, a LAP retreat, and the President Block. The President Block instructions appear in this newsletter!

We will also be planning a few field trips. This year we are hoping to visit Material Mart, in Midland and a few others. Details will follow by email.

One of the highlights of my summer was attending the Common Ground music festival in Lansing, when Adam Lambert was the featured performer. My mom and I made Adam a quilt (because that is what quilters do). We included his album cover on the quilt, along with music notes, keyboards, guitars, hearts, and lots of metallics and bling! The photo doesn't do it justice, but because we've already given it away, we can't show it to you in person. You know I must be a huge fan, because the performance was only 3 weeks after my surgery, and I went in a wheelchair. I wasn't going to miss it for anything.

I finally took lessons on my Bernina at Around the Block (after owning the machine for 2 years). Then I had surgery, and haven't touched it since. Now that I'm feeling better, I hope to finish a brown and turquoise quilt for my daughter-in-law for Christmas. She wants a modern style queen style quilt for their bed.



I can't wait to see you all at the September meeting!

Denise McGinn

The Lansing Area Patchers welcome the following new members:

Jewel Baert and Laura Baert from Dimondale
Brenda Broughan & Laura Broughan from St. Johns

Georgia Hayden from Union City

Shirley Linn from Grand Ledge

Linda Salemka from Dewitt

We are happy they could join us!

Maxine Litzinger –Membership Chair

Raffle Tickets

Remember to turn in any raffle tickets and money from your sales. This is a very good way for LAP to advertise ourselves and fund our projects, too.

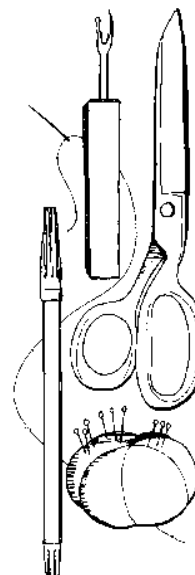
Programs

Welcome back fellow guild members and a special welcome to our new members. Shirley and Shelly are really excited about this year’s programs and hope you will be too. We’re going to start September off with a special workshop on Saturday, September 25 from 9-4 at Bretton Woods Church in the room we normally meet in. We’re going to work on our charity doll blankets. This will also be a great time to get to know our newest guild members, so we hope they will all be able to make it. In October we have Sheila DeRose coming in to lecture on the *Colors of Japan* on Thursday October 7th with a workshop on Saturday October 9th from 9-4 at the Foster Center. We will be working on a block named *Ohana*. This pattern can easily be made into either a wallhanging or a larger size quilt.

In February we have a special treat. We have planned our guild’s first annual “*Pad and Stitch Ornaments*” Retreat February 11-13, 2011. We will have more information at September’s meeting. We are really excited about this year’s programs. We have a number of workshops planned for our guild to come together and have a good time. So other than September and February, be sure to keep the first Saturday of each month free so you can join us.

Save the Date...

February 11 -13, 2011 for the First Annual LAP “ Pad and Stitch Ornaments” Retreat
See next page for more details



LAP first Annual “Pad and Stitch Ornementally” Retreat

Please join our guild for our first quilting retreat on February 11-13, 2011 at the Comfort Inn in Okemos, MI. We are planning on having a great get-together full of fun, prizes, games, food, snacks, beverages and a mystery quilt for those interested. There are no set workshops, so bring your current projects and hang out with your friends! Your hostesses for the weekend are Shirley Waldrop and Shelly Winger. We look forward to what we hope is an annual event of friendship and sewing.

When: Friday, February 11 from 7pm
(or maybe a little earlier) until
Sunday, February 13 at 6pm

Where : Comfort Inn, 2187 University
Park Drive, Okemos (517) 347-
6690

Who: Members of Lansing Area Patchers, family and friends

Cost: \$54.00 for the weekend of sewing for LAP members; \$64.00 for non-LAP members.

This will include lunch, dinner, snacks and beverages. Please be sure to sign up as soon as you can. We will need a final count by the January meeting with final payments due at the February meeting. When you sign up, please let us know if you would like to participate in the Mystery Quilt so we can get the fabric requirements to you.

For those interested, the Comfort Inn has reserved a block of rooms for our retreat. Cost is \$79.00 a night per room. There is an \$8.00 per person charge for more than 2 people per room. You will need to contact the hotel at (517) 347-6690 to reserve your room. Be sure to mention LAP. The cut-off for the reduced rate is January 21, 2011. The hotel will have breakfast available for those staying the night.

- Double occupancy for the weekend will run \$79.00 plus tax per person.
- Triple occupancy for the weekend will run \$58.00 plus tax per person
- Quadruple occupancy for the weekend will run \$47.50 plus tax per person.

What to Bring: Bring your quilting projects and necessary tools, a power strip and extension cord if possible. If a couple of people can bring irons and ironing boards that would help. We will try to have a couple of cutting tables set up, but be sure to bring your supplies. Please be sure to label your tools and supplies so we don't get things mixed up!

Most of all, bring a good attitude and be prepared to have a fan-dabulous time with your fellow guild members!!!



LAP Schedule of Events & Workshops for 2010 - 2011

September 2010

- 2nd Meeting: Welcome new Members
- 25th Workshop (9am – 4pm) at the Church – charity quilts

October 2010

- 7th Meeting: Japanese quilting: Sheila DeRose trunk show
- 9th Workshop at Foster Center (9am – 4pm): Sheila DeRose with pattern she designs for us

November 2010

- 4th Meeting: Pam Henrys from Everlasting Stitches in Holt: Working with Colors
- 6th Workshop at Foster Center (9am – 4pm) Mystery & Challenge quilts

December 2010

- 2nd Potluck at the Church

January 2011

- 6th Meeting: Linda Kuhlman
- 8th Workshop at Foster Center (9am-4pm): Baby Quilts or do you own thing

February 2011

- 3rd Meeting
- 11th – 13th Retreat at the Comfort Inn, Okemos

March 2011

- 3rd Meeting: Mini demo's and showcase Challenge and Mystery quilts
- 5th Workshop at Foster Center (9am-4pm) Do Your Own Thing

April 2011

- 7th Meeting: John Putnam – Trunk Show
- 9th Workshop at Foster Center (9am-4pm) Bargello Wallhanging

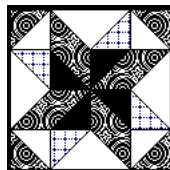
May 2011

- 5th Meeting
- 7th Workshop at Foster Center (9am-4pm) Hand Quilting or Do Your Own Thing

June 2011

- 2nd Meeting: Potluck

Have a good summer...see you in the Fall!



2011 LAP President's Block

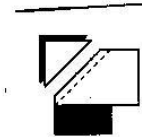
It is tradition that LAP members make the LAP President one block for each year of service, in this case 2, and that they sign each block.

Denise McGinn has chosen the following "Mocha Swirl" block. You can use any variation of orange, green, and beige in your block choice.

Make 4 Split Units for each block, using a 2 ½" x 3 ½" center fabric and 2 ½" x 3 ½" background fabric.

Split Units

Split units are similar to folded-corner units. Instead of sewing a square to a rectangle or another square, two rectangles are sewn together at right angles to produce a unit that appears to be split diagonally in the middle. To make these units, place two fabric rectangles right sides together, at right angles, matching the corners. Draw a diagonal line from corner to corner. Sew on the drawn line. Fold the strip up and check to make sure you've sewn accurately. Trim the excess corner fabric, leaving ¼" seam allowances. Press the seam allowances toward the darker fabric or press as indicated in the project instructions.




Sew a split unit to a 2 ½" x 4 ½" rectangle as shown. Press the seam allowance toward the background rectangle.



Make 4
for each block.

Join the four matching units as shown to complete one block. Press the seam allowances in a clockwise direction.



Sign your block, and bring to a LAP meeting during the 2010/2011 guild year! Thank you!