



## You will need:

5 strips of Fabric C measuring 2".  
4 strips of Fabric D measuring 2".

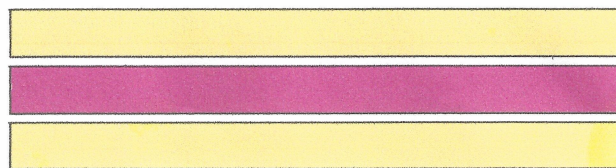

## Instructions

1. Stitch the fabric strips together in groups of 3, alternating the colors. Make two sets of C/D/C and one set of D/C/D. Press the seams toward Fabric C as indicated by the orange arrows.


2. Cross cut these strips into 2" segments as shown. You will need 40 of C/D/C and 20 of D/C/D.

3. Stitch the units together in groups of three, alternating the colors to form a Nine Patch block as shown. Press the seams toward Fabric C.

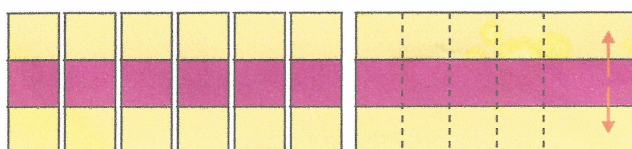
These units will measure 5" square including seam allowance.




Make 2



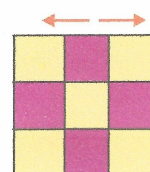

Make 1



Cut 40



Cut 20



Make 20